



# A

	All about me
	How you feel about yourself is important, and what you think about yourself will shape your future.
	<p>In order for the child to earn this badge, they must write a biography about themselves. This must include some basic details about their life:</p> <ul style="list-style-type: none"><li>• Parents and Siblings Names</li><li>• Where and When they were born</li><li>• Favorite activities, colour and superhero/princess (or both)</li><li>• If they could visit one place in the world where would they go, and why</li><li>• The best vacation they have been on, and why it was the best</li></ul> <p>They should also include some little known facts about themselves. With the assistance of an adult, write this all up and have their parent/guardian sign it and it will be shared with the group.</p>

# B

	Bible Explorers
	This badge will allow each child to demonstrate their knowledge of finding scriptures in the Bible.
	In order for the child to earn this badge, they will be provided 5 scriptures and will have 10 minutes to find each passage in their Bible. They must do this unassisted, but they are able to reference the Table of Contents if they wish.

## Bring a Friend



Nobody likes doing activities by themselves, it's always more fun to do it with a friend. Trailblazers is all about building life long friendships, and creating stronger bonds between God and our friends.

In order for the child to earn this badge, they must bring a friend to a regular Trailblazers meeting. Special events and Friends nights are excluded.

## Bowling



What a weird game, where the point of it is to get a STRIKE. Bowling is a fun family activity that requires skill and smiles.

In order for the child to earn this badge, they must go bowling and accomplish any two of the following within one game:

1. Bowl a Strike
2. Bowl a Spare
3. Get a total game score of 50 or greater

Have an adult take a photo of you with the game score to show the group.

# C

## Camp Fire Grill

Everyone loves to go camping, everyone loves a fire, and everyone especially loves to cook around a fire.



In order for the child to earn this badge, they must do the following things:

- Write out the meal plan, and part of the meal must be cooked over the fire
- Go shopping for the necessary ingredients
- Identify and document any safety considerations of preparing the meal (i.e. fire safety, cooking on an open flame, knives are sharp, etc...)
- Prepare the meal (with assistance for an adult if necessary).
- Cleaning up all dishes

Children must turn in their meal preparation plan signed by the parent/guardian; along with photos of them preparing the meal, and a photo of the group around the fire.

## Camping



There is so much more to this world than what's in the "concrete jungle" most of us live in. We need to get out there and explore all that God has created, and there is no better way to do that than to spend a night outdoors.

In order for the child to earn this badge, they must go camping for at least one night; and they must do most of the work to set up the tent.

## Computer Safety



Technology is everywhere in our world today, and is necessary for almost all jobs. Children are drawn to technology and it's power at a very young age, and are introduced to computers early in life. Computer safety is very important to ensure children remain safe, and don't share information with untrusted sources.

In order for the child to earn this badge, they must be able to explain some basic elements of computer safety. Elements such as, but not limited to:

- Distinguish between appropriate and inappropriate information to be given out on the internet
- Where should the family computer be placed in the home
- How to deal with bullying online

## Cooking



One of the basic needs in life is food, and everyone enjoys eating a well prepared meal. When it comes to cooking there are many aspects that are often not considered, there is the meal planning, shopping, safety, preparation, cooking, serving and clean up.

In order for the child to earn this badge, they must do the following things:

- Write out the meal plan and produce a shopping list
- Go shopping for the necessary ingredients
- Identify and document any safety considerations of preparing the meal (i.e. using the stove, knives are sharp, etc.)
- Prepare the meal (with assistance for an adult if necessary). This not only includes preparing the food, but also setting the table
- Cleaning up all dishes and the table

Children must turn in their meal preparation and shopping list signed by their parent/guardian; along with photos of them preparing the meal, and a photo of the meal on the table.



## Core Values

As humans we are controlled by our values, and at Trailblazers we aim to instill good values in each of the children.

In order for the child to earn this badge, they must be able to recite the 3 core Trailblazer values and explain each one.

A Trailblazer always adheres to and enforces our 3 core values:

1. **Respect:** for one another and the world in which God Created
2. **Community:** recognizing God gave us this world and we all need to do our part to keep it healthy and clean
3. **Service:** to our families, communities and to God





## Crafts

Everyone loves making crafts. Crafts allow kids to demonstrate creativity and their individuality.


In order for the child to earn this badge, they must bring in a craft they have made at home and show it to the group.

# D

	Discovering Creation
	It's an amazing world that God created, and how He created it is just as amazing.
	In order for the child to earn this badge, they must be able to stand in front of group and tell them how many days it took God to create the world and what He did on each day.

	Drama
	Drama is a way we can let our imaginations run wild, we can be what we've always wanted to be; without any of the effort necessary.
	In order for the child to earn this badge, they need to write out a play for the group to act out. This play needs to be a minimum of 5 minutes in length, contain at least 4 characters and 2 scenes. The child must produce a basic script and be able to explain the props necessary for each scene; they do not need to have the props.

# E

	Event Planning
	Events take a lot of work, planning, coordinating and patience.
	In order for the child to earn this badge, they must fully plan a Trailblazers outing. The child must show the cost involved (if any), time, location, rides, snacks (if any), and an itinerary. The child must be able to explain and defend why this is a good outing for the Trailblazers.



### Experiments

Experiments are cool, exciting and educational, but only when they are done safely.

In order for the child to earn this badge, they must prepare an experiment and teach it to the group. They need to explain the purpose of the experiment, and what it demonstrates.

## F



### Family Living

Family is one of the most important things in our lives, they are there to support you and be with you. One of the best ways to spend a day is spending it with your family.


In order for the child to earn this badge, they must plan a day of activities for their family. These activities need to encompass the entire day, and they must involve one or two destinations outside of your home. The child needs to produce this plan and have their parent/guardian sign it and return it to the group. The child must then stand up in front of the group and tell them what they did for the day.




### Fire Safety


Stop, Drop and Roll!!!! When something is on fire it's always best to leave it alone, tell an adult and allow the professional put it out.

In order for the child to earn this badge, they must go to a fire station and learn about fire safety. They need to write a report on what fire safety means to them, what some basic elements of fire safety are, produce a fire safety plan for their home and include a copy with their report. This report must be signed by their parent/guardian and will be shared with the group.

	<p>First Aid</p>
	<p>Accidents can happen anywhere at any time, so it's important we are always prepared.</p>
	<p>In order for the child to earn this badge, they must be able to demonstrate a first aid safety technique. ***Please note, simply applying a bandage is not sufficient.</p>

	<p>Fundraising</p>
	<p>Money is what makes the world go round, and is necessary to provide our basic needs. Children need to be taught the value of money, what it takes to earn money, and how to spend it wisely. The fundraising badges allows children to see firsthand how much work it takes to earn money, and are also able to rep the benefits of what they have earned.</p>
	<p>In order for the child to earn this badge, they must participate in 2 Trailblazer run fundraising campaigns.</p>

G

	<p>Games</p>
	<p>Everyone loves to play games, and everyone loves to create the rules.</p>
	<p>In order for the child to earn this badge, they must invent a game for the group to play. They must write out the following items and bring the game in for the group to play:</p> <ul style="list-style-type: none"> <li>• Objective</li> <li>• Rules</li> </ul>



# H

## Helping Others



In our world there are many people who are less fortunate than ourselves. Many people are unable to provide the basic essential needs in life, things we often take for granted.

In order for the child to earn this badge, they must participate in a community service campaign to help others. This could be helping in a soup kitchen, food bank, shelter, etc... This activity should be fully supervised to ensure the safety of the child. The child must write a short report about the experience, what they learned and how it made them feel. They need to have their parent/guardian sign this report and it will be shared with the group.

## Hiking



Exploring is something everyone should want to and is excited about. Getting out there into nature is a healthy, fun and exciting activity.

In order for the child to earn this badge, they must plan a hike with an adult, and the hike must be a minimum of 2 kilometers in length. They must take pictures of their group at the beginning, middle and ending of the hike; they are free to take many more.

# I



## Important Choices

Everyday we are all forced to make choices. The choices we make will help shape our day and future, so it's important we make good choices.

In order for the child to earn this badge, they must make a list of choices that are important to them. They need to explain to the group why they are important. They also need to explain how to make good choices, and list 3 things in their lives they use to help them make good choices.

# J

# K



## Knots

What child doesn't love to tie things up, but often they get frustrated because they can't untie it.


In order for the child to earn this badge, they must be able to demonstrate the following knots:

1. Better Bow Knot
2. Alpine Coil
3. Constrictor Knot
4. Highwaymans Hitch
5. Slippery Eight Loop

# L

# M

# N


	Nature
	This amazing world is filled with bugs, bugs and more bugs. Now before we all say gross, lets understand that every bug plays an important part in our ecosystem; not to mention they outnumber us by 200 million to One.
	In order for the child to earn this badge, they must create a scavenger hunt for the group. The hunt must contain a minimum of 10 items one might find in nature, and no two items can be similar (i.e. no Red and Yellow leaves).

# O




# P

# Q

# R

	Recycle
	Many of the items that end up in the landfill do not belong there, and are destroying this amazing world God has created for us. Recycling is an important part of taking care of the planet and helping us adhere to our Respect core value.
	In order for the child to earn this badge, they must be able to tell the group what the three R's in recycling stand for, and explain each of them.

# S

	<p>Secret Code</p> <p>Codes are fun to make, and frustrating to try and break.</p> <p>In order for the child to earn this badge, they must produce a secret message written within a cross word puzzle. They need to create at least 10 vertical and horizontal clues, and the secret message must be at least two words.</p>
	<p>Sewing</p> <p>Everyone loves to put on a new shirt, skirt or pair of pants; but we get frustrated when there is a loose thread. Who wants to throw away a perfectly good article of clothing just because a thread is loose.</p> <p>In order for the child to earn this badge, they must produce all of the following:</p> <ul style="list-style-type: none"> <li>• Demonstrate how to do some basic hand-sewing stitches, such as: running stitch, hemming stitch, slipstitch, catch stitch</li> <li>• Decorate a pair of socks with lace or embroidery</li> <li>• Make an 8×8" stuffed pillow with a design on it. The design must not be the fabric the pillow is made out of, unless you are using multiple pieces of fabric for the pillow.</li> </ul>
	<p>Signing</p> <p>God created our world full of unique and interesting people. One of the unique types of people in this world are those who speak using their hands, using sign language.</p> <p>In order for the child to earn this badge, they must be able to get up in front of the group and sign the entire alphabet, A through Z.</p>

# T

## Trailblazer Honour Badge



Trailblazers understand they will be forging new paths, and will often be doing it alone, with the assistance of God.

In order for the child to earn this badge, they must be able to stand up in front of the group and recite our Blazin Outcome.

A Trailblazer is one who goes where others have not gone, or are afraid to go; but they do not go alone. A Trailblazer who is one who stands up for what is right and helps others, even when others do not; but they do not stand alone. A Trailblazer walks with Jesus, learns to listen for his voice; while having fun and adventures along the way. A Trailblazer is one who is committed to their group, family and God.

*\*\*\*This badge can only be earned after or in conjunction with badge "Core Values" has been earned.*

# U

# V

## Video Making



Making videos can be fun and informative. As technology advances making videos has become easier.

In order for the child to earn this badge, they must produce a short instructional video. The video length must be a minimum of 1 minute, and need to teach the audience something. The child must create a plan (explanation) of the purpose of the video, and how they are going to shoot the video. The child must bring in the plan signed by their parent/guardian, and a copy of the video to share with the group.